



FILTERED TV-RD / SAT WITH IEC SOCKET OUTLETS

**TF D · TF DW · TF DI
TF DIW · TCI 5 · TF 1G**


- ✓ Side opening front cover for comfortable connection
- ✓ High screening factor, A Class
- ✓ Adapted to most trimmings of electric frame mechanisms
- ✓ Mechanical reinforcements for greater resistance to the traction exerted on the cable
- ✓ Screws compatible with various screw-driver models
- ✓ Two possible inner conductor connection systems: Inserted or screwed plastic mechanism
- ✓ Quick insertion connection system: Copper alloy for maximum contact with cables of different conductor thicknesses
- ✓ Clamps for flush mounting box in option



TF DI



Screwed model



Inserted model

TECHNICAL TABLE

REFERENCE		TF D	TF DW	TF DI	TF DIW	TCI 5	TF IG
Code		145001	145002	145006	145007	145008	145021
Type		Final	Final	Final	Final	Cascada	Final
Frequency range							
Input / IEC Male (TER)	MHz	5-862	5-862	5-862	5-862	5-862	85-1000
Input / IEC Female (SAT)	MHz	950-2300	950-2300	950-2300	950-2300	950-2300	5-65
Input / Output	MHz	-	-	-	-	5-2300	-
Connection between coaxial & outlet		Atornillado		Insertado			
Derivation loss (TYP)							
Male IEC (TER)							
5-65 MHz	dB	-	-	-	-	-	40
85-1000 MHz	dB	-	-	-	-	-	1
5-862 MHz	dB	1	1	1	1	5	-
950-2300 MHz	dB	20	20	20	20	20	-
Female IEC (SAT)							
5-65 MHz	dB	-	-	-	-	-	0,8
85-1000 MHz	dB	-	-	-	-	-	30
5-862 MHz	dB	15	15	15	15	20	-
950-2300 MHz	dB	1,5	1,5	1,5	1,5	6	-
Insertion loss (TYP)							
5-1000 MHz	dB	-	-	-	-	6	-
1000-2150 MHz	dB	-	-	-	-	6	-
2150-2300 MHz	dB	-	-	-	-	6	-
Isolation (MIN)							
Male IEC (TER) / Female IEC (SAT)	dB	16/20 (TER/SAT)	16/20 (TER/SAT)	16/20 (TER/SAT)	16/20 (TER/SAT)	20/20	30/40
Male IEC (TER) / Output	dB	-	-	-	-	10	-
Female IEC (SAT) / Output	dB	-	-	-	-	10	-
DC Pass							
Male IEC (TER) / Input		×	×	×	×	×	×
Female IEC (SAT) / Input		✓	✓	✓	✓	✓	×
Male IEC (TER) / Output		-	-	-	-	×	-
Female IEC (SAT) / Output		-	-	-	-	✓	-
Coaxial cable							
Inner conductor diameter range	mm	0,8 - 1,3					
Cable diameter range	mm	5,8 - 8,0					
Included fixing clamps		✓	×	✓	×	✓	✓